

INITIATIVE FOR THE INTEGRATION OF THE
REGIONAL SOUTH AMERICAN INFRASTRUCTURE
IIRSA



Progress of the AIC Projects and the IIRSA Portfolio

XIII Meeting of National Coordinators
November 5th and 6th, 2008, Bogotá, Colombia





Contents

- ⇒ Planning Process – Stage I (2003 – 2006)
- ⇒ Revision of the IIRSA Portfolio (GTEs, 2007-2008)
- ⇒ Progress in Implementation and Perspective - 2010
 - ⇒ *Implementation Agenda Based on Consensus*
 - ⇒ *Progress in the IIRSA Portfolio*



Planning Process – Stage I (2003 – 2006)

The Planning Process that corresponds to the period 2003–2006 resulted in the IIRSA Project Portfolio, which was generated from:

1. GTEs of 8 out of the 10 Hubs, 2003-2004 (“IIRSA Book”)
2. GTE of the Amazon Hub and the MERCOSUR-Chile Hub, 2005 (“Addendum to the Project Portfolio”)
3. Minutes of the VIII Meeting of the CDE, held in December 2006, in Quito, Ecuador



Planning Process – Stage I (2003 – 2006)

Table 1 - IIRSA Project Portfolio, 2003-2006

Investment Portfolio per Integration and Development Hub (EID, in Spanish)

EID	No of Groups	No of Projects	%	Estimated Investment (USD M)	%
Amazon	7	54	15.4%	2,381.6	6.3%
Andean	11	73	20.8%	4,975.2	13.1%
Capricorn	4	36	10.3%	2,030.8	5.4%
Southern	2	21	6.0%	1,070.8	2.8%
Guiana Shield	4	32	9.1%	365.9	1.0%
Inter-oceanic	5	44	12.5%	3,306.0	8.7%
Mercosur - Chile	5	71	20.2%	12,161.5	32.1%
PBB	3	18	5.1%	11,587.6	30.6%
All Hubs		2	0.6%	2.9	0.0%
TOTAL	41	351	100.0%	37,882.2	100.0%

Notes:

(1) The group “All Hubs” includes the following projects:

- *Exports through Postal Services for PyMES*
- *South American Roaming (studies)*

(2) Planning - Stage I does not include the following Hubs: HPP and Southern Andean

Sources:



+




VIII Meeting of the CDE
(Quito, Dec. 2006)



Contents

- ⇒ Planning Process - Stage I (2003 – 2006)
- ⇒ **Revision of the IIRSA Portfolio (GTEs, 2007-2008)**
- ⇒ Progress in Implementation and Perspective - 2010
 - ⇒ *Implementation Agenda Based on Consensus*
 - ⇒ *Progress in the IIRSA Portfolio*



Revision of the IIRSA Portfolio (GTEs 2007-2008)

- ⇒ The work developed during the GTEs in 2007 - 2008 allowed:
 - ⇒ To update the information of the IIRSA Project Portfolio for 2003-2006;
 - ⇒ To carry out the first Stage for the Planning of the Paraguay-Paraná Waterway Hub (HPP, in Spanish); and
 - ⇒ To revise the Groups of Projects in each EID, so that the project groupings can be ratified or redefined, according to:
 - (a) *The inclusion of new groups in the EID and/or of new projects in the already existing groups*
 - (b) *The exclusion or redefinition of groups and/or projects*



Revision of the IIRSA Portfolio (GTEs, 2007-2008)

Table 2 - IIRSA Project Portfolio, 2008

EID	Nº of Groups	Nº of Projects	% of Projects	Estimated Investment (in USD M)	% of Investment
Amazon	7	57	11.1%	4,721.6	7.3%
Andean	10	65	12.6%	6,828.8	10.5%
Capricorn	5	69	13.4%	6,376.6	9.8%
Southern	2	26	5.1%	2,497.0	3.8%
Guiana Shield	4	25	4.9%	1,019.3	1.6%
Paraguay – Paraná Waterway	5	98	19.1%	3,124.8	4.8%
Central Inter-oceanic	5	49	9.5%	4,134.6	6.4%
Mercosur - Chile	6	102	19.8%	23,350.1	36.0%
Peru - Brazil - Bolivia	3	23	4.5%	12,870.3	19.8%
PSI	0	2	0.4%	2.9	0.0%
TOTAL	47	514	100.4%	64,896.0	100.0%

Source: IIRSA Project Database (up to 10/28/08) and SIGE

Note:

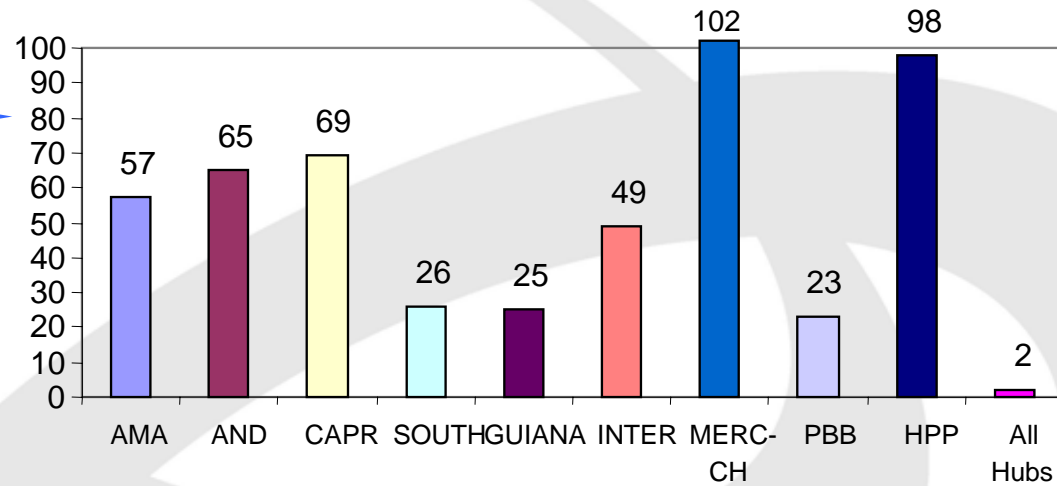
For the purpose of not duplicating values, to the total that corresponds to projects and investment in the table the two articulation projects have been subtracted. These projects correspond to the Paraguay-Paraná Waterway Hub and Capricorn Hub on the one hand and to the MERCOSUR-Chile Hub and Capricorn Hub on the other hand. So, the 2008 Portfolio, as of October 28th, is composed of *512 projects, with an estimated investment of USD 64,893.1 millions, grouped in 47 groups of projects. Additionally, the 2 projects that correspond to the PSI, with an estimated investment of USD 2.9 millions, are indicated.*



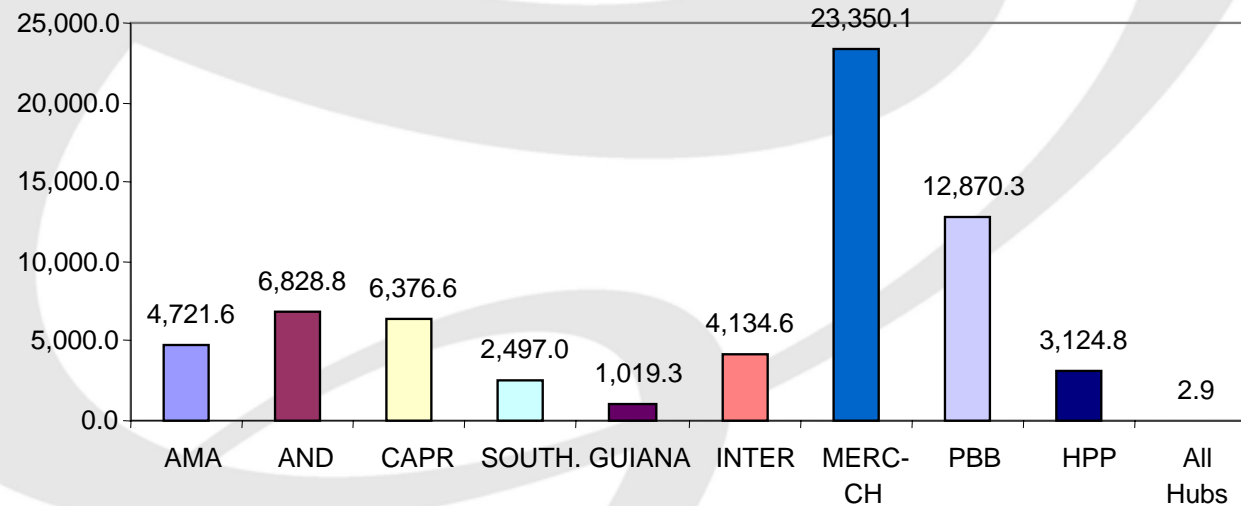
Revision of the IIRSA Portfolio (GTEs, 2007 - 2008)

IIRSA Project Portfolio - 2008

**Amount of
Projects per EID**



**Estimated Investment
per EID (in USD M)**





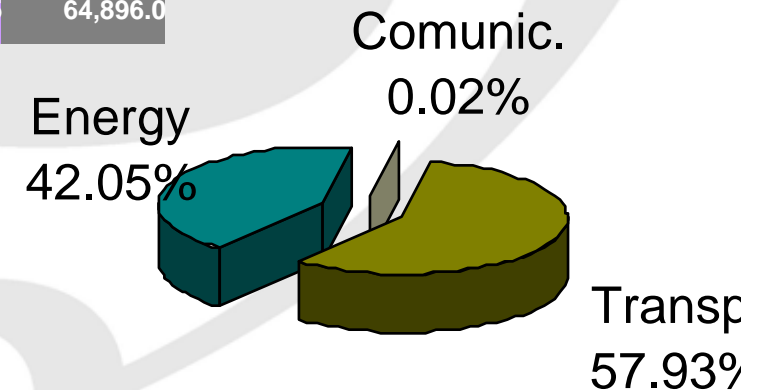
IIRSA Portfolio (2008)

Table 3 – Sectoral Composition of the IIRSA Portfolio - 2008

EID	Nº of Groups	Nº of Proj.	Transportation	Energy	Com.	TOTAL
			Inv. (USD M)	Inv. (USD M)	Inv. (USD M)	Inv. (USD M)
Amazon	7	57	4,655.6	62.8	3.1	4,721.5
Andean	10	65	4,212.0	2,616.8	0.0	6,828.8
Capricorn	5	69	5,261.6	1,115.0	0.0	6,376.6
Southern	2	26	2,067.0	430.0	0.0	2,497.0
Guiana Shield	4	25	719.3	300.0	0.0	1,019.3
Paraguay-Paraná Waterway	5	98	1,949.8	1,175.0	0.0	3,124.8
Central Inter-oceanic	5	49	3,647.3	482.7	4.5	4,134.5
Mercosur - Chile	6	102	12,650.9	10,699.1	0.0	23,350.0
PBB	3	23	2,460.5	10,410.0	0.0	12,870.5
All Hubs		2	0.0	0.0	2.9	2.9
TOTAL	47	514	37,594.0	27,291.4	10.5	64,896.0

Note:

For the purpose of not duplicating values, to the total that corresponds to projects and investment in the table the two articulation projects have been subtracted. These projects correspond to the Paraguay-Paraná Waterway Hub and Capricorn Hub on the one hand and to the MERCOSUR-Chile Hub and Capricorn Hub on the other hand.





Contents

- ⇒ Planning Process - Stage I (2003 – 2006)
- ⇒ Revision of the IIRSA Portfolio (GTEs, 2007-2008)
- ⇒ **Progress in Implementation and Perspective - 2010**
 - ⇒ ***Implementation Agenda Based on Consensus***
 - ⇒ *Progress in the IIRSA Portfolio*



Progress in Implementation and Perspective - 2010

- The Implementation of the AIC projects and of the IIRSA Portfolio is one of the four cornerstones in the IIRSA 2006-2010 Strategic Objectives.
- During 2008, the implementation process continues receiving technical and financial support thank to the instruments implemented in the Initiative:
 - IIRSA Project Database
 - Information System for Strategic Management (SIGE, in Spanish)
 - Financing mechanisms for studies related to the IIRSA Portfolio
 - IDB (BID, in Spanish) Integration Fund
 - ADC (CAF, in Spanish) Infrastructure Fund
 - Funds from FONPLATA







Progress in Implementation and Perspective - 2010

Implementation Agenda Based on Consensus

- Taking into consideration the information provided by the project managers in the SIGE, the following information on the progress of the AIC and the execution perspective for 2010 have been obtained.


Reference

-  Critical stages that are developed within the set terms
-  Critical stages that are developed with certain difficulty
-  Critical stages that are not being completed within the set terms
-  Critical stages that are satisfactorily completed



AIC, Situation in June, 2008

	Project	Amount (USD M)	Status (SIGE)
1	Duplication of Road 14	780.0	Blue
2	Refit. Corridor: Rio Branco-Montevideo-Colonia-Nueva Palmira	266.40	Blue, Green, Yellow
3	Building of the International Bridge: Jaguarão-Río Branco	24.6	Blue
4	Duplication of the Section: Palhoça-Osorio (Mercosur Roadway)	1,200.0	Blue
5	Railway Project: Los Andes-Mendoza	3,000.0	Green
6	International Road: 60 CH (sector: Valparaíso-Los Andes)	286.0	Blue
7	Gas pipeline of the Argentinean Northeast	1,000.0	Blue, Red
8	Building of the Binational Bridge: Salvador Mazza-Yacuiba	10.0	Blue, Red
9	New Bridge: Presidente Franco-Porto Meira and Border Center	55.0	Blue, Green
10	Building of the Road: Pailón-San José-Puerto Suárez	444.8	Blue, Green
11	Railway Ring: São Paulo (North and South)	400.0	Blue, Green
12	Border Crossing: Infante Rivarola-Cañada Oruro	2.0	Blue, Yellow
13	Road: Cañada Oruro-Villamontes-Tarija-Estac. Abaroa (1st st.)	60.0	Blue
14	Road: Toledo-Pisiga	93.0	Green
15	Rehabilitation of the Road: Iquique-Colchane	42.0	Blue, Green
16	Rehabilitation of the Section: El Sillar	2.6	Blue, Green



AIC, Situation in June, 2008

	Project	Amount (USD M)	Status (SIGE)
17	Border Center: Desaguadero	7.5	
18	Border Crossing: Cúcuta-San Antonio del Táchira	2.0	
19	Navigability Recovery in Meta river	108.0	
20	Road: Pasto-Mocoa	183.0	
21	Road: Paíta-Tarapoto-Yurimaguas, Ports and Logistic Center	338.0	
22	Road: Lima-Tingo María-Pucallpa. Ports and Logistic Center	589.0	
23	Francisco de Orellana Port	105.3	
24	Paving: Iñapari-Puerto Maldonado-Inambari. Inambari-Juliaca/Inambari-Cusco	1,055.0	
25	Bridge over Acre river	12.0	
26	Road: Boa Vista-Bonfim-Lethem-Georgetown (1st st.: study)	3.3	
27	Bridge over Takutu river	10.0	
28	Road: Venezuela (Guayana City)-Guyana (Georgetown)- Surinam (Paramaribo) (1st stage)	0.8	
29	Improvement in the section New Nickerie-Paramaribo-Albina and International Crossing over Marowijne river	105.0	
30	Exports through Postal Service for PYMES	2.5	
31	Implementation: Roaming Agreement in South America	0.4	
		10,188.20	



Progress in Implementation and Perspective - 2010

Projected situation onto 2010

- The projection of the AIC implementation onto 2010 reflects a high level regarding the progress of the implementation process of the 31 projects, taking for granted that this investment agenda is given priority.

Completed project or project with significant progress in 2010

24 projects

Currently, political decision is pending for this project

4 projects

Project with little or no progress in 2010

3 projects



Contents

- ⇒ Planning Process – Stage I (2003 – 2006)
- ⇒ Revision of the IIRSA Portfolio (GTEs, 2007)
- ⇒ **Progress in Implementation and Perspective - 2010**
 - ⇒ *Implementation Agenda Based on Consensus*
 - ⇒ **Progress in the IIRSA Portfolio**



Source

Table 4 - Project Database Per Country - Update

COUNTRY	TOTAL OF PROJECTS	N° OF MODIFIED PROJECTS	% OF MODIFIED PROJECTS
Argentina	159	129	81.13%
Bolivia	52	26	50.00%
Brazil	96	27	28.13%
Chile	45	36	80.00%
Colombia	37	34	91.89%
Ecuador	46	33	71.74%
Guyana	17	5	29.41%
Paraguay	67	3	4.48%
Peru	73	49	67.12%
Suriname	13	3	23.08%
Uruguay	47	20	42.55%
Venezuela	25	0	0.00%

Source: Project Database (from 01/01/07 to 10/28/08)

To date, 54% of the Database is updated



Progress in Implementation

Table 5 - IIRSA Project Portfolio - 2008 – Per Execution Phase

IIRSA PORTFOLIO -2008 -			AMOUNT OF PROJECTS PER EXECUTION PHASE				
EID	Nº of Projects	Profile	Prefeasibility	Feasibility	Engineering	Execution	Completed
Amazon	57	27	2	4	1	21	2
Andean	65	17	0	1	4	32	11
Capricorn	69	8	8	11	2	34	6
Southern	26	10	0	6	0	7	3
Guiana Shield	25	8	0	0	1	6	10
Paraguay-Paraná Waterway	98	47	4	7	0	40	0
Central Inter-oceanic	49	10	0	5	5	23	6
Mercosur-Chile	102	35	4	5	3	46	9
PBB	23	8	0	2	2	9	2
PSI	2	0	0	0	0	2	0
TOTAL	514	169	18	40	18	220	49

IIRSA PORTFOLIO 2008 -			ESTIMATED INVESTMENT PER EXECUTION PHASE (IN USD)				
EID	Estimated Investment (in USD M)	Profile	Prefeasibility	Feasibility	Engineering	Execution	Completed
Amazon	4,721.6	845.2	119.3	293.7	54.0	3,427.8	20.0
Andean	6,828.8	1,680.3	0.0	117.0	928.0	2,647.4	1,456.1
Capricorn	6,376.6	850.0	888.6	308.0	520.0	3,213.5	596.5
Southern	2,497.0	1,307.5	0.0	259.0	0.0	838.0	92.5
Guiana Shield	1,019.3	50.0	0.0	0.0	19.0	745.8	204.5
Paraguay-Paraná Waterway	3,124.8	1,639.0	0.0	244.0	0.0	1,241.8	0.0
Central Inter-oceanic	4,134.6	487.8	0.0	797.8	565.0	2,041.6	242.4
Mercosur-Chile	23,350.1	5,721.3	5,500.0	409.0	95.0	8,165.8	3,459.0
PBB	12,870.0	1,082.1	0.0	80.2	229.0	10,228.3	1,212.0
PSI	2.9	0.0	0.0	0.0	0.0	2.9	0.0
TOTAL	64,896.00	13,633.20	6,507.90	2,508.70	2,410.00	32,552.90	7,283.00

Source: IIRSA Project Database (up to 10/28/08) and SIGE



Progress in Implementation

Table 6 - Implementation Status of the IIRSA Portfolio - 2008
(works under execution and completed projects)

IIRSA Portfolio - 2008			Implementation		
EID	Nº of Projects	Inv. (USD M)	Nº of Projects	%	Estimated Inv. (USD M)
Amazon	57	4,721.6	23	40.4%	3,447.8
Andean	65	6,828.8	43	66.2%	4,103.5
Capricorn	69	6,376.6	40	58.0%	3,810.0
Southern	26	2,497.0	10	38.5%	930.5
Guiana Shield	25	1,019.3	16	64.0%	950.3
Paraguay-Paraná Waterway	98	3,124.8	41	41.8%	1,241.8
Central Inter-oceanic	49	4,134.6	29	59.2%	2,284.0
Mercosur - Chile	102	23,350.1	55	53.9%	11,624.7
PBB	23	12,870.3	11	47.8%	11,440.3
PSI	2	2.9	2	100.0%	2.9
TOTAL	514	64,896.0	269	52.3%	39,835.8

Source: IIRSA Project Database (up to 10/28/08) and SIGE

⇒ According to the data provided by the Database up to 10/28/08, **269 projects of the 2008 Portfolio** are completed or under execution, which accounts for the **52.3% of the projects in said Portfolio** and an estimated investment of **USD 39,836 millions** (with resources from the public treasury as well as from the private sector and institutions of the CCT) .

Note: This result is partial because the Database is neither completed nor 100% revised.



Progress in Implementation

Table 7 – Financing Sources of the IIRSA Portfolio - 2008
 (works under execution and completed projects)

Source	Investment	
	Amount	%
Public Treasury	27,510.49	69.1%
Private Investment	8,365.52	21.0%
Institutions of the CCT	3,661.02	9.2%
Other	298.77	0.8%
Total	39,835.80	100.0%

